

Photography Checklist of Assignments for 4/16-5/1:

*Hello Photography Students! Welcome back from Spring Break!
First off I miss you all and I hope you all are SAFE and HEALTHY.*

*As I mentioned in several previous emails/newsletters/google classroom, you will be submitting your work via google classrooms. If you have not yet downloaded the google classroom app it is very easy to snap a picture of your work and upload from there! **The assignments below are also found on my teacher website ellingtonart.com and on google classrooms. **I will NOT accept any photographs that are NOT taken by you.*****

*If you have any questions I am always available by email at
hellington@piedmontclassical.com*

I also hold office hours every day from 11am-12pm. If this time doesn't work for you, please email me and let me know and we will set aside a dedicated time to virtually meet!


I appreciate all your hardwork and dedication to my class during these difficult times! Please let me know if you have any questions or need further help!

Mrs. Ellington

ASSIGNMENTS BY DAY. PLEASE SEE DETAILED ASSIGNMENT INFORMATION AFTER THIS PAGE! As before, you have until 5/1 at 11:59pm.

1. **Thursday 4/16- Sunset or Sunrise Photograph**
2. **Friday 4/17- Photojournalism: Documenting History**
3. **Monday 4/20- My most valuable (photograph an object that is personal to you**
4. **Tuesday 4/21-Forced Perspective**
5. **Wednesday 4/22-Refracton in Water**
6. **Thursday 4/23- Unusual Object: Micro/Macro Photography**
7. **Friday 4/24- Family Photo. Photograph someone in your family or friends that is influential to you.**
8. **Monday 4/27-Home sweet home-photograph your surroundings documentary style.**
9. **Tuesday 4/28- Reliving Memories: 2020 past, present, and future photograph or LONG exposure**
10. **Wednesday 4/29-Sunflare**
11. **Thursday 4/30- Photograph Smile or Laugh**
12. **Friday 5/1- Shooting Through Objects**

Thursday, 4/16- Sunset or Sunrise Photograph




****Assignment**:** For this photograph, you will need to capture sunrise or sunset in 1 photograph only! Please submit to me on **GOOGLE CLASSROOMS** or you may email me at hellington@piedmontclasscial.com please know my preferred method is Google Classrooms. I will not accept google images as your photographs.

Extra Credit Option- (Forget an assignment for last week?! Take a sunrise and sunset photo, I will exempt you from 1 assignment from the previous 2 weeks packet or add an extra 100 grade as a project for you!)

Friday, 4/17- Photojournalism: Documenting History


Extra Credit Option:

(Forget an assignment for last week?! Take a minimum of 6 photographs and place inside a frame like the example images on the left and right! You can use Layout from Instagram App to Organize your photos! I will exempt you from 1 missing assignment PER group of 6 photos!)



****Assignment**:** For this assignment, you will need a **MINIMUM** of 3 photographs. We are all living in a truly remarkable time that will forever leave a mark on history during our time in quarantine! You will photograph what your typical day is like! **BE CREATIVE!** Think about how these 3 photos will tell **YOUR** story of being at home during this time. Please submit to me on **GOOGLE CLASSROOMS** or you may email me at hellington@piedmontclasscial.com please know my preferred method is Google Classrooms. I will not accept google images as your photographs.

Monday, 4/20- My most VALUABLE



Valuable- No, not money! The thing you can't live without! Is it a person? Place? Thing? What is your most prized possession? THAT is what I want you to take a photograph of!

****Assignment**:** For this assignment, photograph 1 object that is your most valuable! It can be in color OR black and white. Please be CREATIVE! You can arrange your photograph, meaning set up objects to then take photos using your cell phone or digital camera. Please submit to me on **GOOGLE CLASSROOMS** or you may email me at hellington@piedmontclasscial.com please know my preferred method is Google Classrooms. I will not accept google images as your photographs.

Tuesday, 4/21-Forced Perspective



Forced perspective- is a technique which employs optical illusion to make an object appear farther away, closer, larger or smaller than it actually is.

****Assignment**:** For this assignment, photograph **1** example of any type of forced perspective (see example above) ! It can be in color OR black and white. Please be **CREATIVE!** You can arrange your photograph, meaning set up objects to then take photos using your cell phone or digital camera. Please submit to me on **GOOGLE CLASSROOMS** or you may email me at hellington@piedmontclasscial.com please know my preferred method is Google Classrooms. I will not accept google images as your photographs.

Wednesday 4/22-Refraction in Water



Refraction is the phenomenon that causes a light ray to bend when it hits an optical lens surface (or other medium that can act to transmit light e.g. water).

****Assignment****: For this assignment, photograph **1** example of any type of Refraction (see example above) ! It can be in color OR black and white. Please be **CREATIVE!** You can draw the lined background if you wish, you can print a pattern out in black and white, fill a glass up and then photograph it! **BE CREATIVE!** Use your cell phone or digital camera. Please submit to me on **GOOGLE CLASSROOMS** or you may email me at hellington@piedmontclasscial.com please know my preferred method is Google Classrooms. I will not accept google images as your photographs.

Thursday 4/23- Unusual Object: Micro/Macro Photography



Photo above is straws
but ZOOMED IN!




Photo above is a hair
brush!



Photo above is a piece
of Kiwi!

Macro means big and micro means small. That means macro photography includes big and wider images, whereas micro photography includes detailed and focused images. You can see each and every detail – even the smallest one

****Assignment****: For this assignment, photograph *1* example of an Unusual Object. Pick something you use everyday, ZOOM in, and take a photograph creating an INTERESTING COMPOSITION using your cell phone or digital camera. Please submit to me on GOOGLE CLASSROOMS or you may email me at hellington@piedmontclasscial.com please know my preferred method is Google Classrooms. I will not accept google images as your photographs.

Friday 4/24- Family



Go to for inspiration! <https://www.cnn.com/style/article/photographers-human-connection-coronavirus/index.html>

****Assignment**:** For this assignment capture your family, friends, or guardians while you are home with them during this time! This is a building off of the Documenting History assignment! Capturing these moments through photography is building memory with the events around you!

Extra credit: Forget an assignment last week? For exemption of 1 assignment OR a 100 additional grade, take 3 photographs of your family during this time that tells a story. (Ideas: Is someone a nurse in your family? A doctor? Or essential personnel that is working during this time?)

Monday 4/27-Home Sweet Home



****Assignment**:** For this assignment, photograph 3 examples objects/rooms/anything that reminds you of what HOME means to you. Is it a favorite pillow? Is it your room? A photograph of someone else? (see example above) ! It can be in color OR black and white. Please be CREATIVE! You can arrange your photograph, meaning set up objects to then take photos using your cell phone or digital camera. Please submit to me on GOOGLE CLASSROOMS or you may email me at hellington@piedmontclasscial.com please know my preferred method is Google Classrooms. I will not accept google images as your photographs.


Tuesday 4/28- Reliving Memories: 2020 past, present, and future photograph or LONG exposure



****Assignment**:** For this assignment, you **WILL HAVE 3 PHOTOS TOTAL**. I want you to think out of the box on this assignment. How can **PHOTOS** tell stories? If I put 3 photographs together, how will they **CONNECT** to show the narrative or story you are conveying! So...for this assignment you will take 3 photos that represent your memories of this 2020 school year. One from the past (beginning of the year), one that represents **NOW** what you are doing, and one that represents the future. For example, For my past photo, I could photograph my yearbook picture from last year, present I could photograph my laptop and school books, and future could be my cap and gown (if you are a senior or a photograph of your schedule next year)! Think how your photographs will **CONNECT** to tell a story!

OR-if you have a digital camera with the ability to do a LONG exposure shot at night, you may absolutely do that! Make sure to leave your exposure open long enough for you to “paint with light” see google classrooms for more info! Please be **CREATIVE!** You can arrange your photograph, meaning set up objects to then take photos using your cell phone or digital camera. Please submit to me on **GOOGLE CLASSROOMS** or you may email me at hellington@piedmontclasscial.com please know my preferred method is Google Classrooms. I will not accept google images as your photographs.

Wednesday, 4/29-Sunflare



Sunflare/Lensflare: photographic phenomenon in which bright light enters the camera lens, hits the camera's sensor, and scatters. Lens flare is a response to a bright, non-image forming light like the sun, a full moon, or artificial lighting which appears on the photo in the form of a haze or a starburst

****Assignment**:** For this assignment, photograph **1** example of capturing sunflare (see example above) ! It can be in color OR black and white. Please be **CREATIVE!** You can arrange your photograph, meaning set up objects to then take photos using your cell phone or digital camera. Please submit to me on **GOOGLE CLASSROOMS** or you may email me at hellington@piedmontclasscial.com please know my preferred method is Google Classrooms. I will not accept google images as your photographs.

Thursday 4/30- Smile or Laugh



****Assignment**:** For this assignment, photograph 1 thing that makes you smile or laugh. It can be a person, place, or thing! (see example above!) It can be in color OR black and white. Please be **CREATIVE!** You can arrange your photograph, meaning set up objects to then take photos using your cell phone or digital camera. Please submit to me on **GOOGLE CLASSROOMS** or you may email me at hellington@piedmontclasscial.com please know my preferred method is Google Classrooms. I will not accept google images as your photographs.

Friday 5/1- Shooting through Objects!



shooting through: GLASS



shooting through: a water bottle



shooting through:
A CD!

Go to for inspiration! <https://www.youtube.com/watch?v=aUrhlbApF9c>

****Assignment****: For this assignment, photograph 1 example of any type shooting through an object(see example above) ! It can be in color OR black and white. Please be CREATIVE! You can arrange your photograph, meaning set up objects to then take photos using your cell phone or digital camera. Please submit to me on GOOGLE CLASSROOMS or you may email me at hellington@piedmontclasscial.com please know my preferred method is Google Classrooms. I will not accept google images as your photographs.